



Hablemos sobre Realidad Nacional



Pandemia COVID-19: situación actual y recomendaciones para contenerla

DR. ALFONSO ROSALES

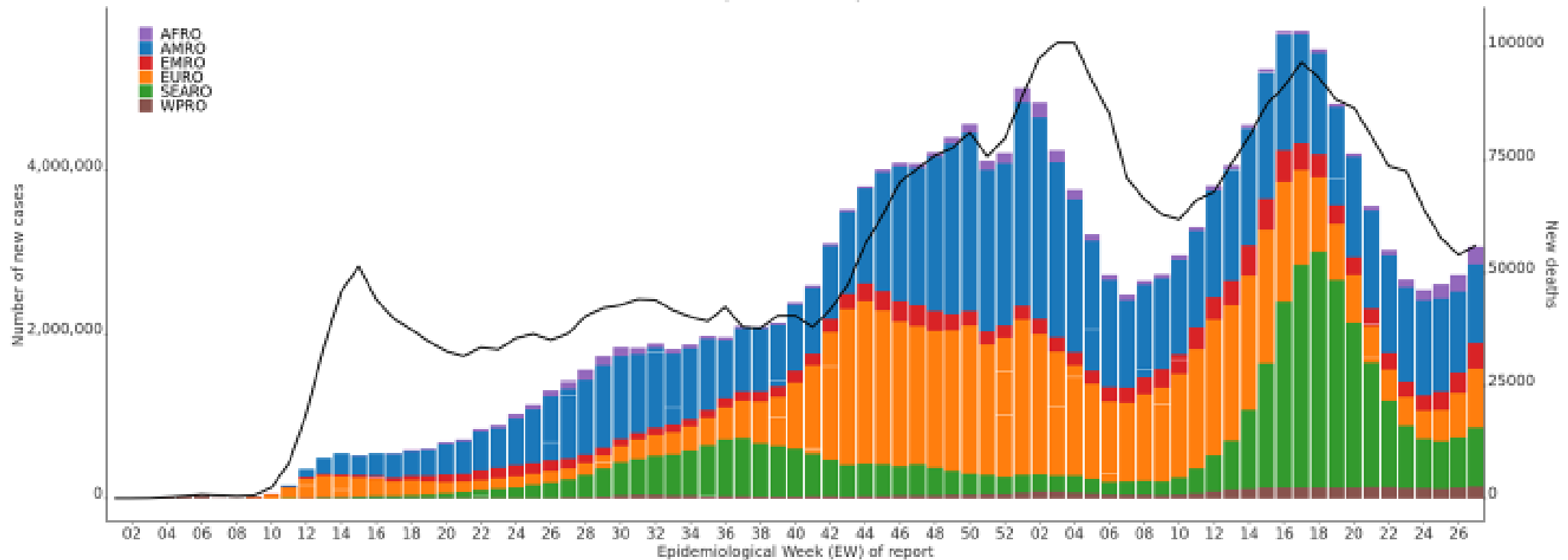
AROSALES@GMAIL.COM



FORD
FOUNDATION

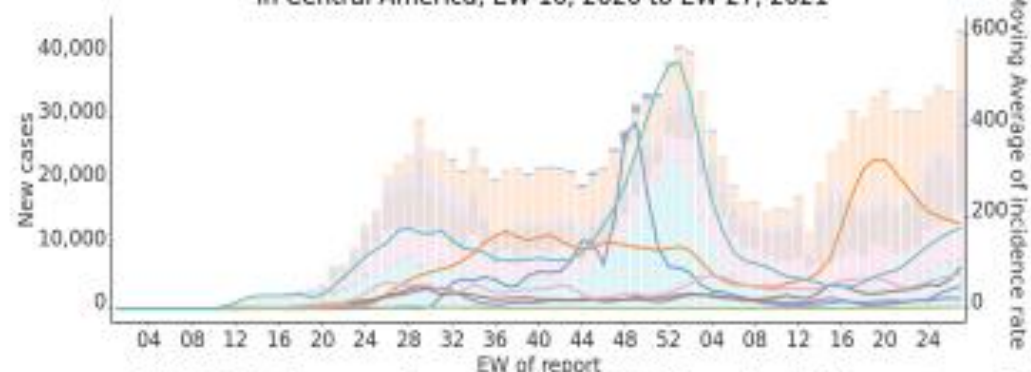
Global Overview

Number of COVID-19 cases reported by WHO Region and global deaths by epidemiological week of report.
EW 2, 2020 - EW 27, 2021.



Central American Subregion

COVID-19 cases and incidence per 100,000 pop by EW of report in Central America, EW 10, 2020 to EW 27, 2021



COVID-19 fatal cases and mortality per 100,000 pop by EW of report in Central America, EW 10, 2020 to EW 27, 2021



■ Belize ■ El Salvador ■ Honduras ■ Panama
■ Costa Rica ■ Guatemala ■ Nicaragua

Cases % change last 14 days. As of 14 July 2021

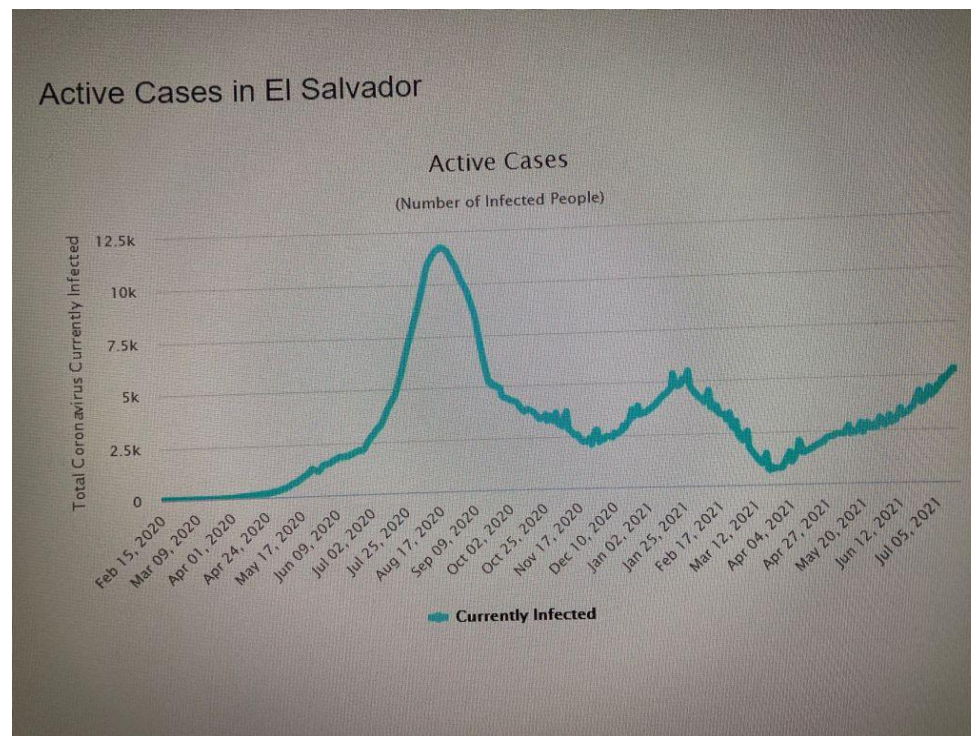


Deaths % change last 14 days. As of 14 July 2021

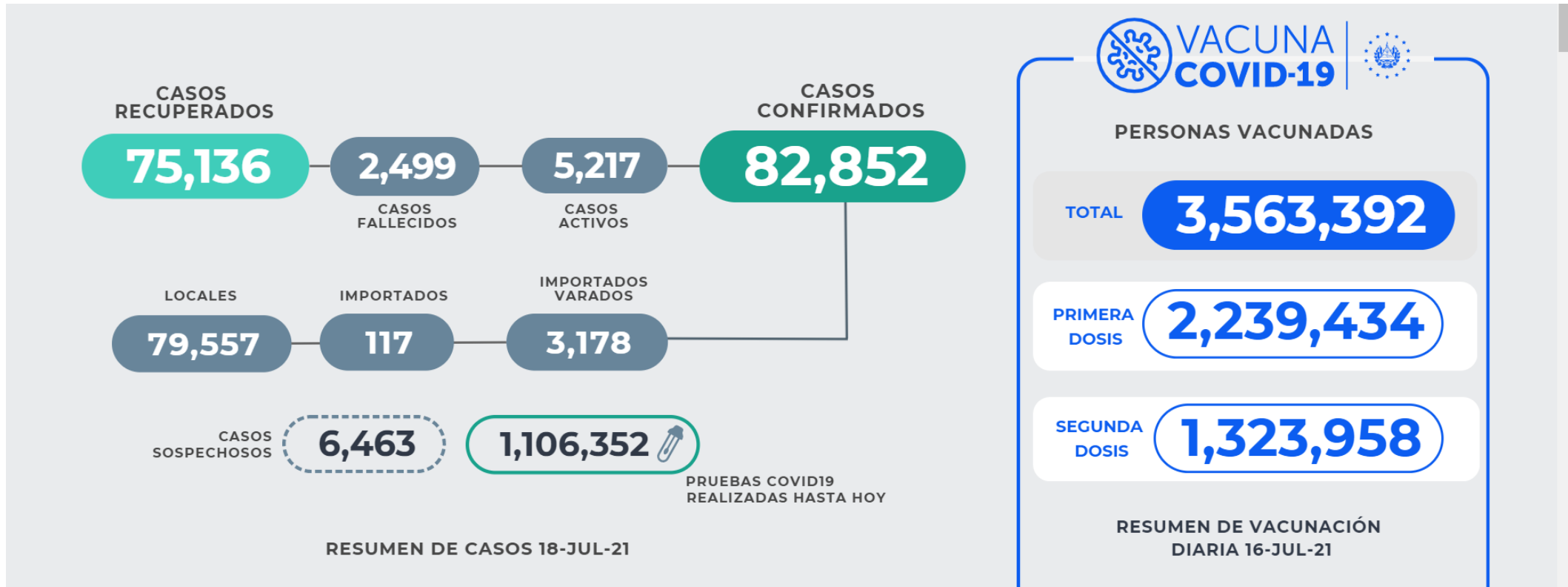


El Salvador

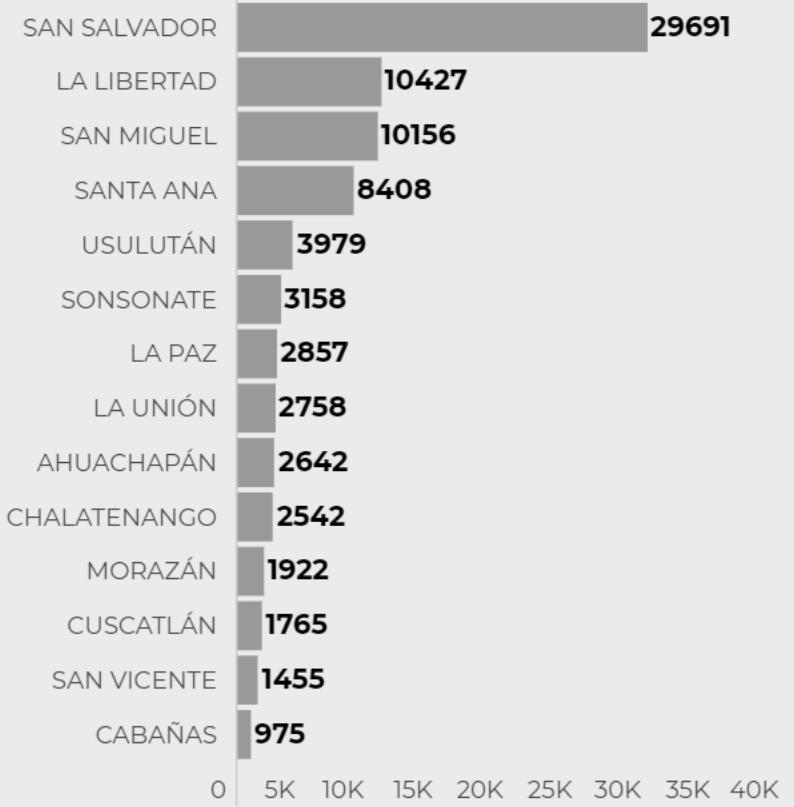
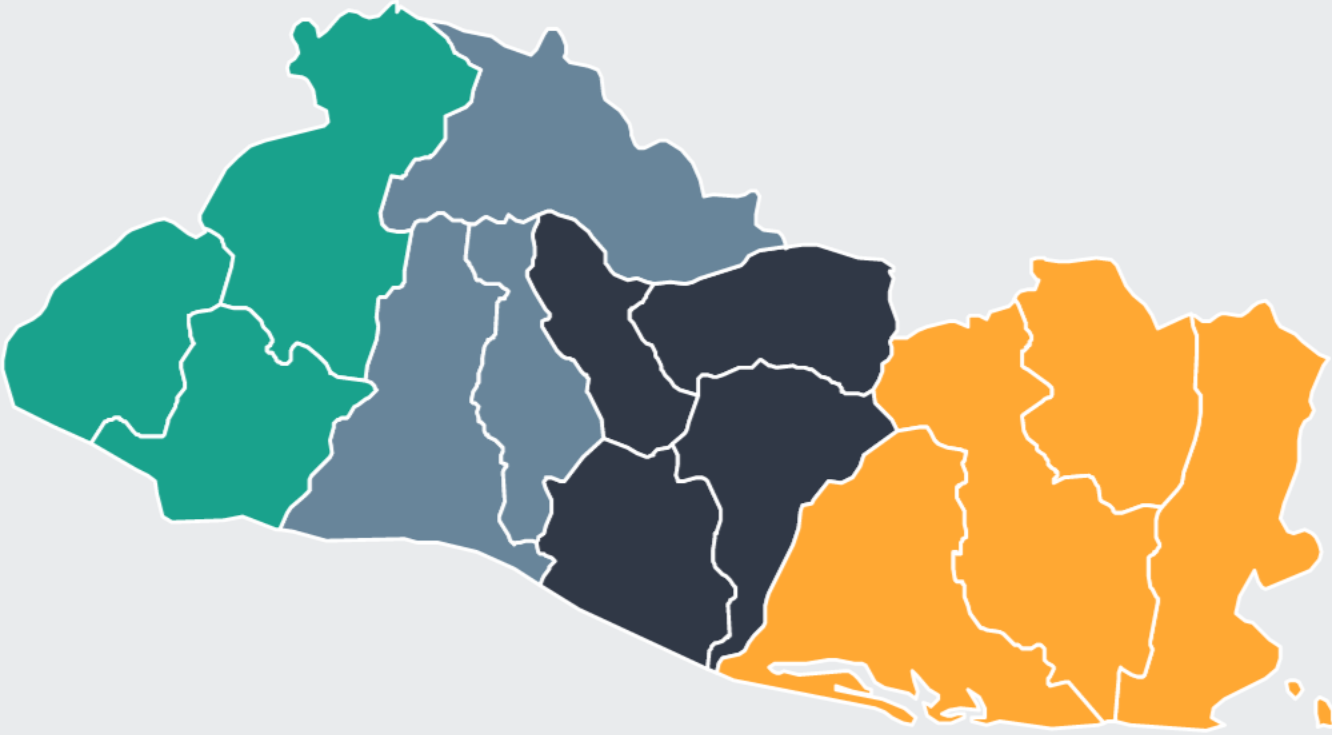
Periodo	# de casos activos	Aumento porcentual
Julio 18	5,224	
Julio 11	4,811	8.5%
Julio 5	4,236	23.3%
Junio 11	3,009	74%



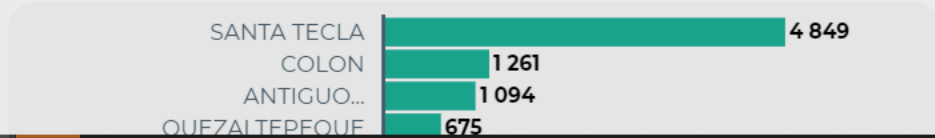
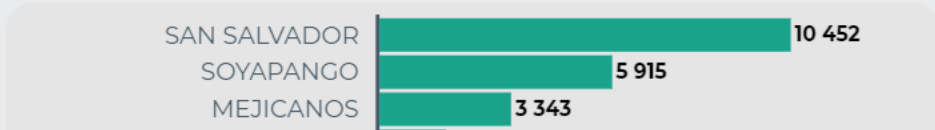
El Salvador



CASOS CONFIRMADOS POR DEPARTAMENTO



CASOS LOCALES DETECTADOS POR MUNICIPIO



Puntos Claves

- Ha habido una tendencia continua a la baja en el número de casos y muertes por Covid-19 en la región de las Américas, principalmente debido a la disminución de casos en la región sudamericana/andina.
- La tasa de incidencia y las tasas de hospitalización comenzaron a aumentar en la región de América del Norte y América Central.
- En algunas islas y territorios del Caribe (por ejemplo, Cuba, Islas Vírgenes Británicas, Martinica) se ha observado una tendencia al alza en la incidencia y las muertes por Covid-19 debido a muchos factores, como la crisis humanitaria, los disturbios políticos, la reapertura al turismo y las bajas tasas de vacunación; estos países deben ser vigilados con precaución durante las próximas semanas.

Recomendaciones para evitar propagación

1. Use mascarilla
2. Mantenga una distancia de 2 metros de los demás
3. Vacúnese
4. Evite las aglomeraciones y los espacios mal ventilados
5. Lavarse las manos frecuentemente
6. Cúbrase la nariz y la boca al toser y estornudar

Decreto 90

- Solo personas con dos dosis contra el COVID-19 entraran a eventos deportivos

Pedir la dosis completa contra el Covid -19 para entrar a teatros, museos y parques arqueológicos



Personas con factores de riesgo

Las personas con factores de riesgo pueden desarrollar complicaciones de salud en caso de adquirir el COVID-19

Si sos:



- Diabético.
- Cardiópata.
- Hipertenso.
- Persona mayor.
- Tienes padecimientos pulmonares, cáncer o alguna enfermedad que comprometa tu sistema inmune.

Necesitamos cuidarte más:

<input checked="" type="checkbox"/> 	Lavado de manos frecuente.	<input type="checkbox"/> 	Nada de besos o abrazos.	<input type="checkbox"/> 	Lejitos de personas con síntomas respiratorios.
---	----------------------------	------------------------------	--------------------------	------------------------------	---



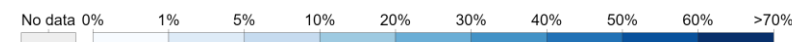
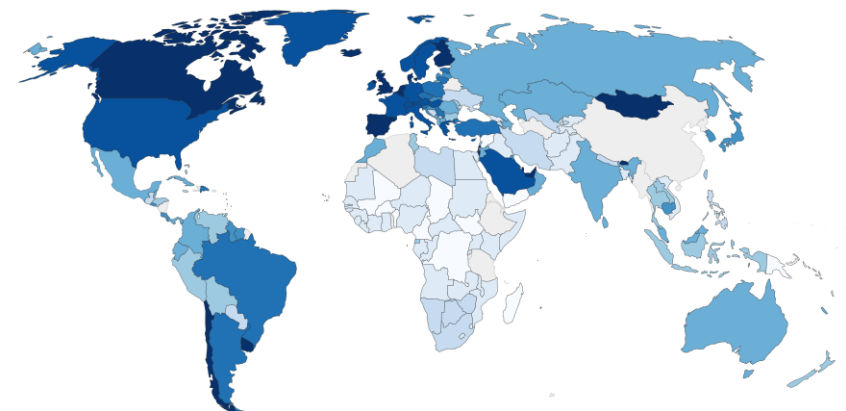
Open in Acrobat

Países con coberturas de vacunación arriba del 60% de población total

País	Cobertura Vacunas	crecimiento	Muertes ultimas 24 horas
Emiratos Árabes	77.3%	0.23	2
Uruguay	70.5%	0.03	4
Canadá	69.93%	0.02	7
Chile	69.53%	0.08	111
Reino Unido	67.9%	0.88	25
Holanda	67.69%	0.56	1
Bélgica	66.5%	0.20	4
Israel	66.33%	0.11	3
Dinamarca	65.87%	0.20	0
Qatar	65.71%	0.05	1
Mongolia	64.21%	0.78	6
Finlandia	63.54%	0.15	0
Bután	62.92%	0.24	2
Portugal	62.49	0.39	8

Share of people who received at least one dose of COVID-19 vaccine

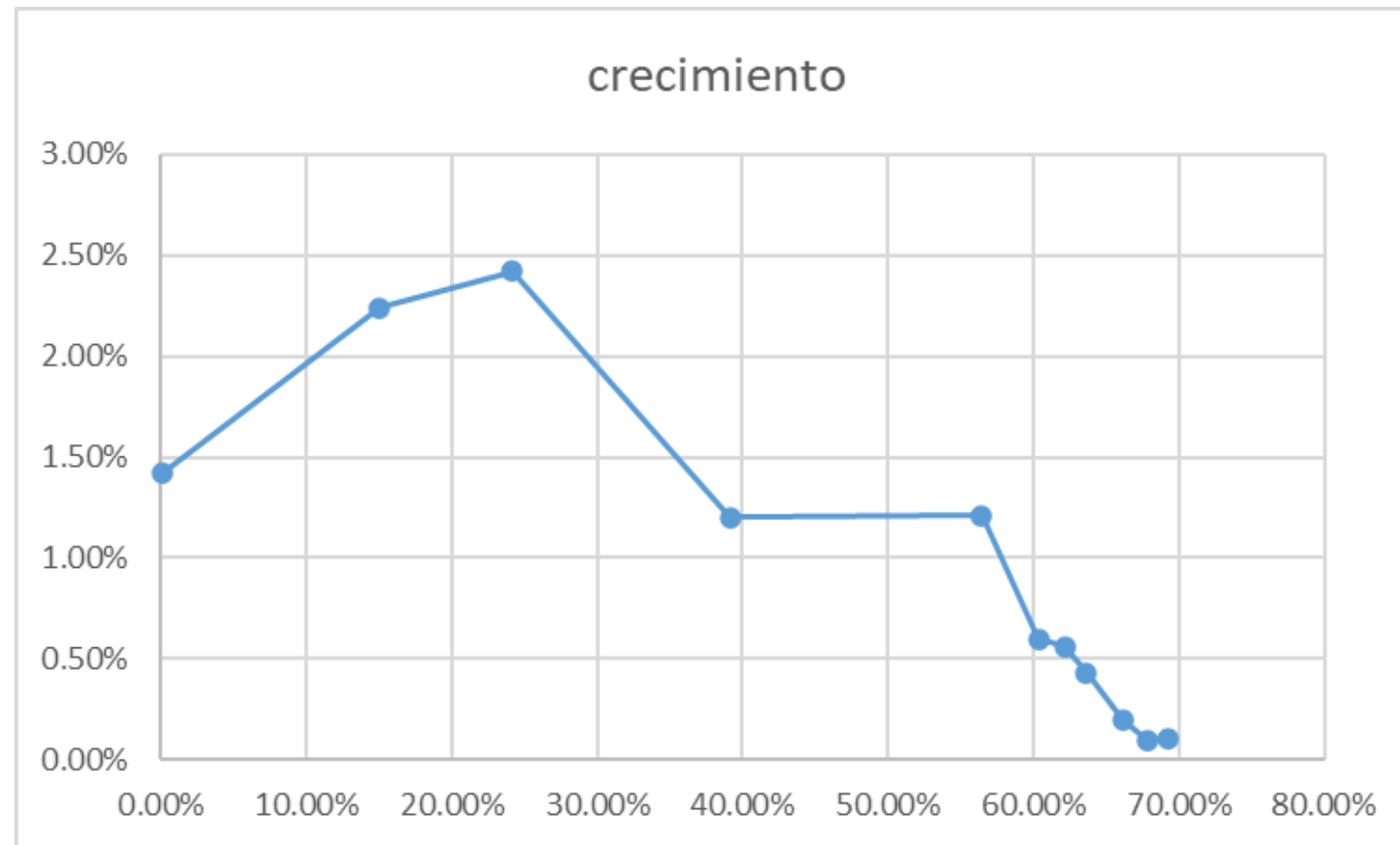
Share of the total population that received at least one vaccine dose. This may not equal the share that are fully vaccinated if the vaccine requires two doses. This data is only available for countries which report the breakdown of doses administered by first and second doses.



Source: Official data collated by Our World in Data

CC BY

Crecimiento de circulación viral y aumento de cobertura de vacunación. Uruguay febrero 27- Julio 13, 2021

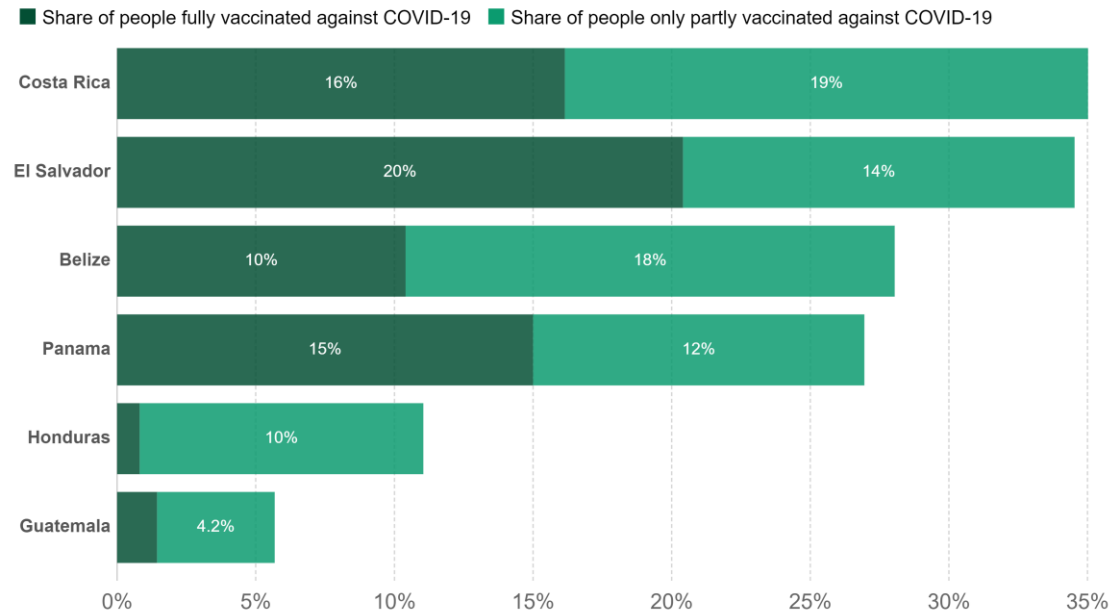


Coberturas vacunacion en Centroamerica

Share of people vaccinated against COVID-19, Jul 17, 2021

This data is only available for countries which report the breakdown of doses administered by first and second doses.

Our World
in Data



Source: Official data collated by Our World in Data

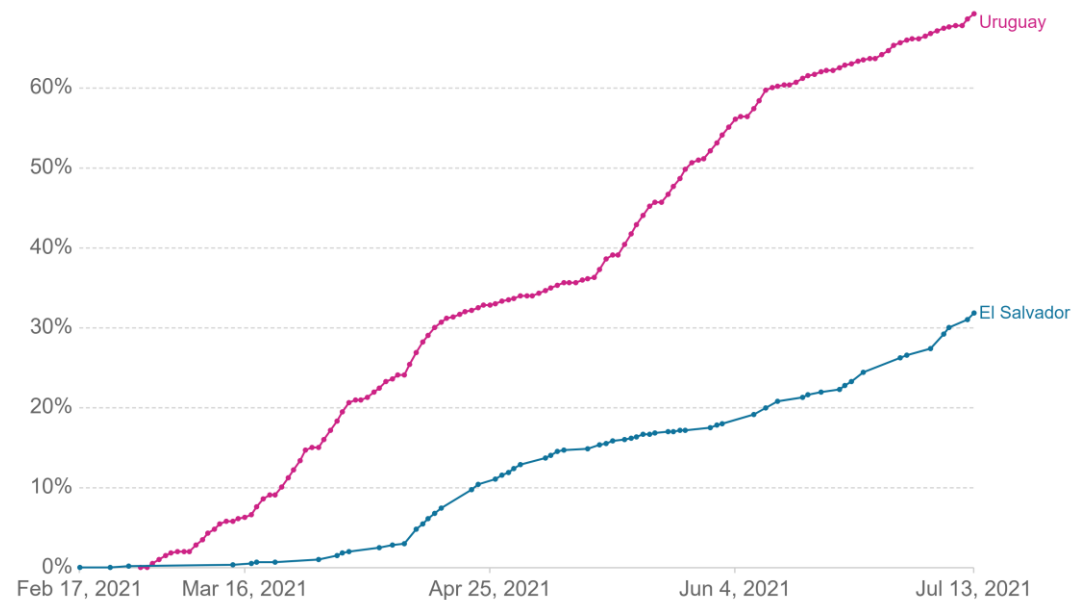
CC BY

Comparacion cobertura vacunacion entre Uruguay y EL Salvador

Share of people who received at least one dose of COVID-19 vaccine

Share of the total population that received at least one vaccine dose. This may not equal the share that are fully vaccinated if the vaccine requires two doses. This data is only available for countries which report the breakdown of doses administered by first and second doses.

Our World
in Data



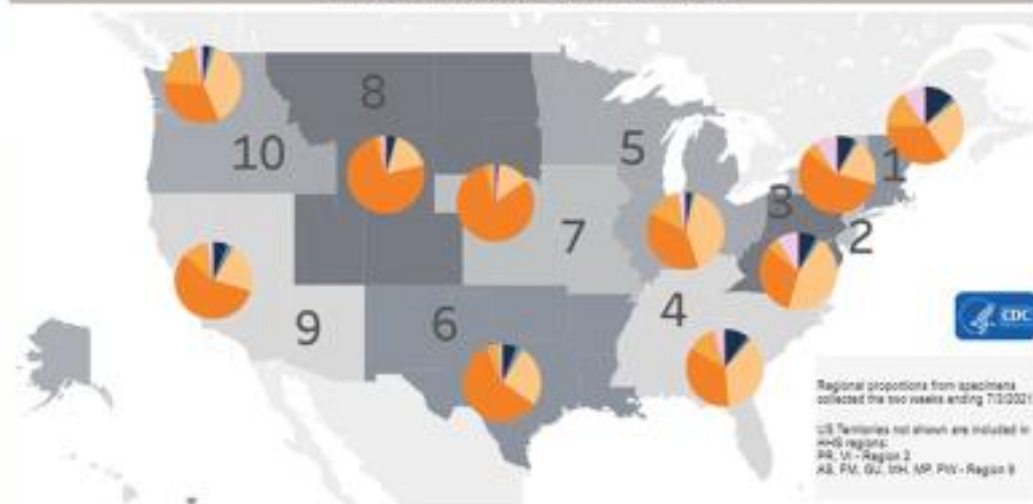
Source: Official data collated by Our World in Data

CC BY

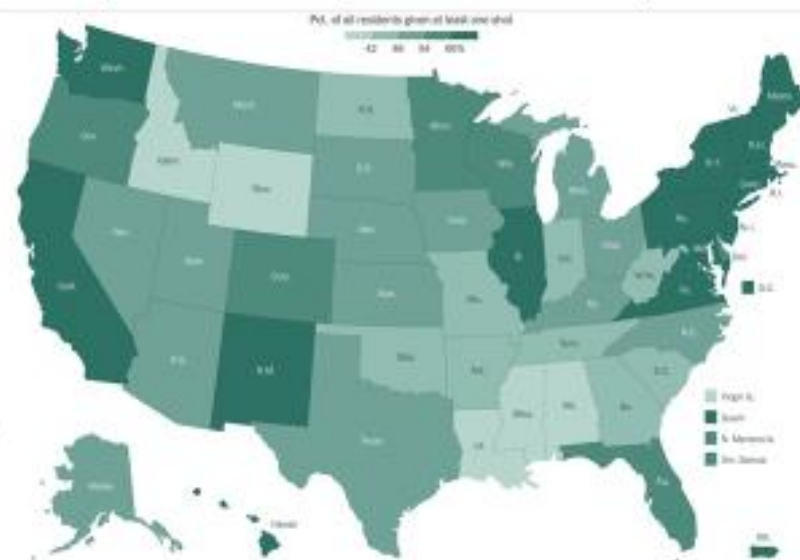
United States: 3/28/2021 – 7/3/2021



United States: 6/20/2021 – 7/3/2021 NOWCAST



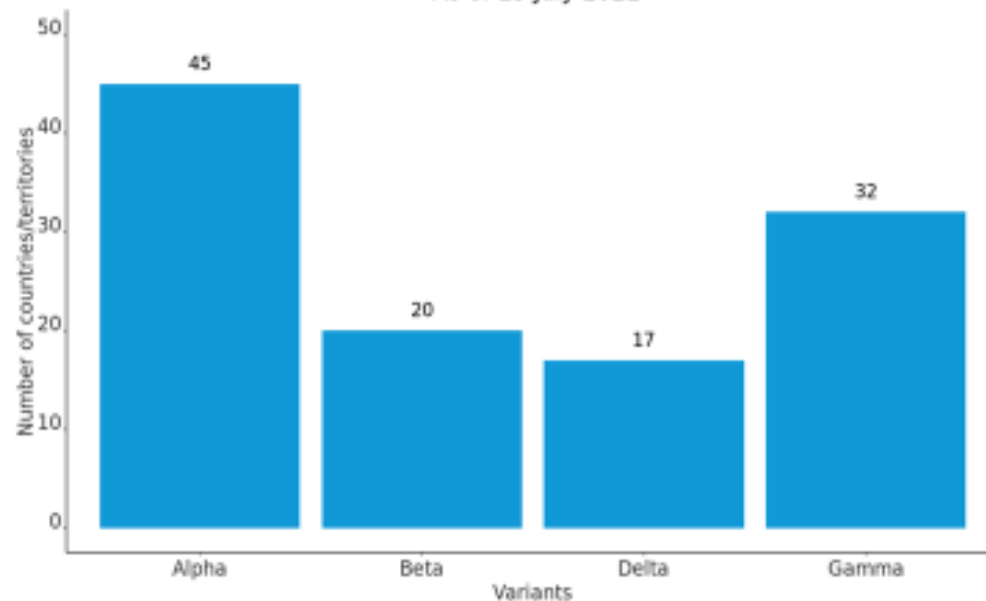
Percentage of all residents given at least one shot by state in the U.S.



Subregion	Country	B.1.1.7 (United Kingdom) Alpha	B.1.1.28.1 "P.1" (Brazil) Gamma	B.1.351 (South Africa) Beta	B.1.617.2 (India) Delta
North America	Canada	✓	✓	✓	✓
	Mexico	✓	✓	✓	✓
	United States of America	✓	✓	✓	✓
South America	Argentina	✓	✓	✓	✓
	Brazil	✓	✓	✓	✓
	Chile	✓	✓	✓	✓
	Ecuador	✓	✓	✓	✓
	Peru	✓	✓	✓	✓
	Colombia	✓	✓	✓	✓
	Paraguay	✓	✓	✓	✓
	Uruguay	✓	✓	✓	✓
	Central America	Costa Rica	✓	✓	✓
Guatemala		✓	✓	✓	✓
Panama		✓	✓	✓	✓
Belize		✓	✓	✓	✓
Honduras		✓	✓	✓	✓
Caribbean and atlantic ocean islands	Aruba	✓	✓	✓	✓
	French Guiana	✓	✓	✓	✓
	Guadeloupe	✓	✓	✓	✓
	Martinique	✓	✓	✓	✓
	Puerto Rico	✓	✓	✓	✓
	Barbados	✓	✓	✓	✓
	Sint Maarten	✓	✓	✓	✓
	Suriname	✓	✓	✓	✓
	Anguilla	✓	✓	✓	✓
	Antigua and Barbuda	✓	✓	✓	✓
	Bermuda	✓	✓	✓	✓
	British Virgin Islands	✓	✓	✓	✓
	Cayman Islands	✓	✓	✓	✓
	Cuba	✓	✓	✓	✓
	Curaçao	✓	✓	✓	✓
	Dominican Republic	✓	✓	✓	✓
	Haiti	✓	✓	✓	✓
	Saint Martin	✓	✓	✓	✓
	Trinidad and Tobago	✓	✓	✓	✓
	Bonaire	✓	✓	✓	✓
Dominica	✓	✓	✓	✓	
Grenada	✓	✓	✓	✓	
Guyana	✓	✓	✓	✓	
Jamaica	✓	✓	✓	✓	
Montserrat	✓	✓	✓	✓	
Saba	✓	✓	✓	✓	
Saint Barthélemy	✓	✓	✓	✓	
Saint Lucia	✓	✓	✓	✓	

COVID-19 Variants

Number of countries/territories by VOC detected.
As of 15 July 2021



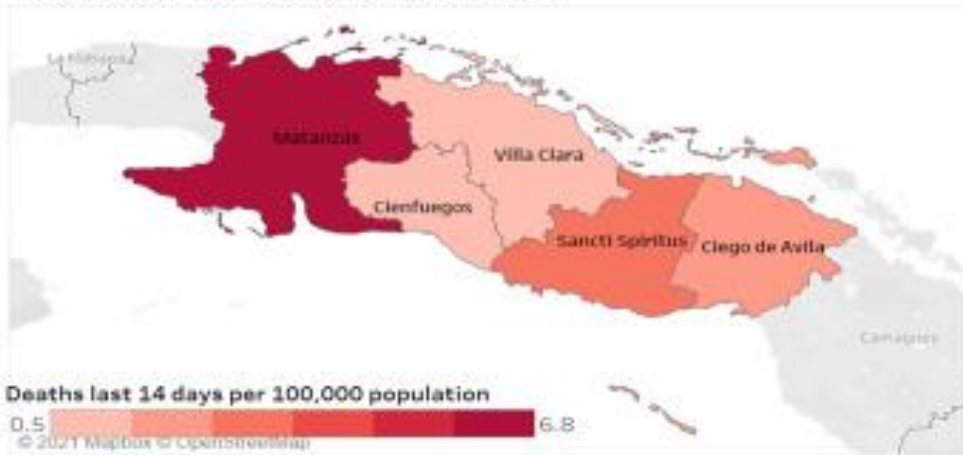
BE AWARE. PREPARE. ACT.
www.paho.org/coronavirus

Cuba

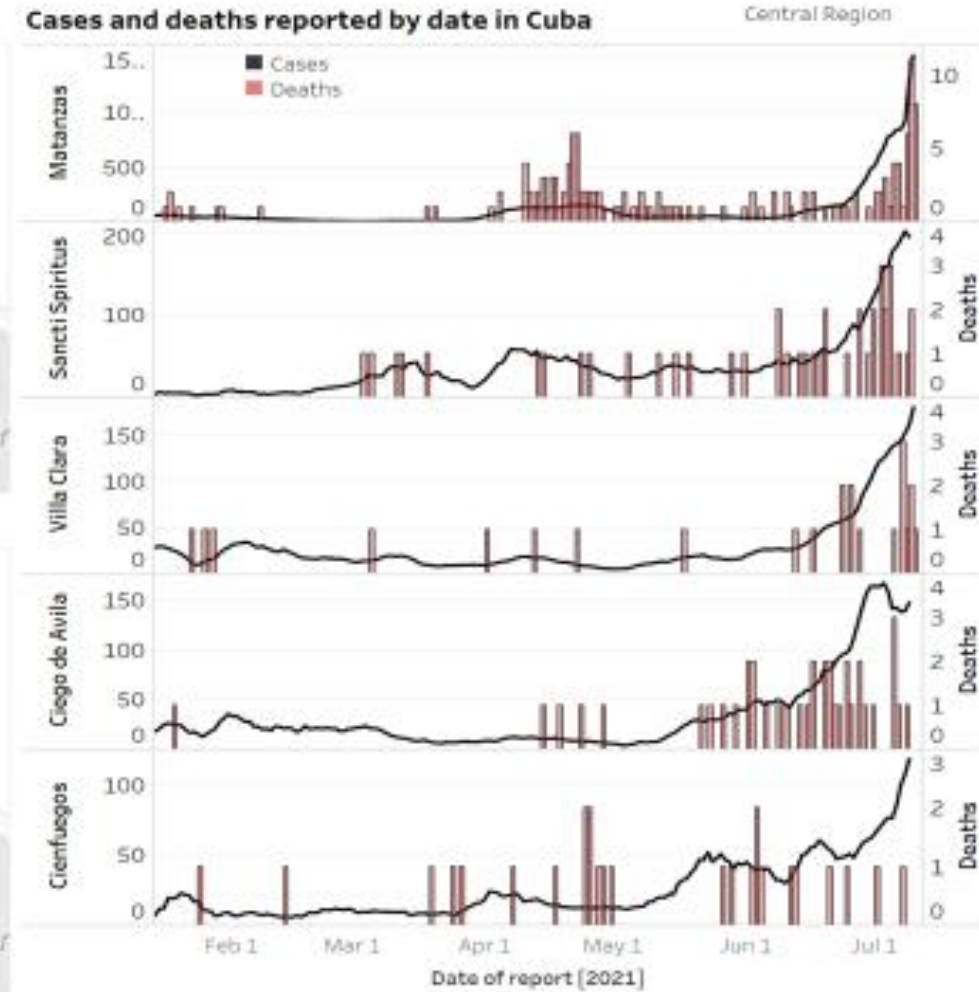
Incidence rate last 14 days in Central Region



Mortality rate last 14 days in Central Region



Cases and deaths reported by date in Cuba



Preguntas?



GRACIAS